

# SANYO

## HEC-DR6100

### Shoulder squeeze kneading

Squeezing deeply to relieve stiffness.



Techniques only available from Sanyo,  
who has studied massage.



## Pushing out, squeeze-kneading

**Pro thumb**

### Equipped with the "Free Thumb" jointed massage head unit

Newly developed jointed massage head moves freely like a thumb. Grips shoulder muscles and kneads them firmly.

Maximum massage head protrusion: **Approx. 160mm**



**Pro fingers**


### Shoulder squeeze kneading

Concentrates on the points you want massaged and relaxes them like squeezing with a hand.



**Massage head support section**

**Wrist movement**  
Movement like twisting the squeezed muscles



**Massage heads (Large)**

**Movement of 4 fingers**  
Firmly applies kneading to shiatsu pressure points.

**Massage heads (Small)**

**Movement of thumb**  
Achieves complicated movements like squeezing and gripping.

**Massage heads (s connection point)**

**Movement of thumb**



# pressing and relaxing

**Pro touch**

## Stiffness sensor

Automatically adjusts massage intensity to your body's needs at that time.

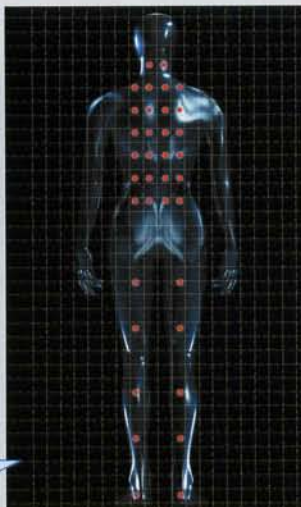


### 1 Grip sensor

Select the desired course from 4 full-body sensor auto massage courses and start the massage.


Uses the physiological reaction technology of lie detectors

Sanyo Electric continues to perform research in physiological reaction technology, and the results of such research is employed in the new stiffness sensor.




### 2 Stiffness feeling measurement

Detects changes in the perspiration and pulse due to the stimulation by the massage heads when they touch stiff areas, and judges pain and comfort.



Stiffness is measured and shown on the monitor.

-  There is stiffness.
-  No stiffness.

### 3 Provides the massage your body desires.

Operates according to the conditions, such as stiff positions and degree of pain, etc. at that time.



Adjusts massage intensity in real time.

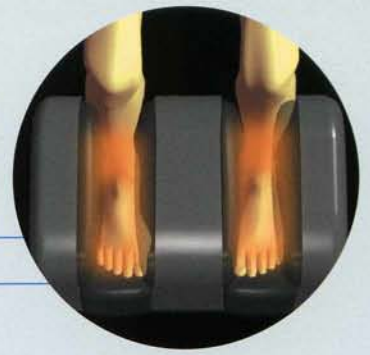


Meter changes to show the strength or weakness of stiffness in real time.

**Pro skills**

# Sole heating and undulating sole shiatsu

Heating the soles and vigorously relieving stiffness.

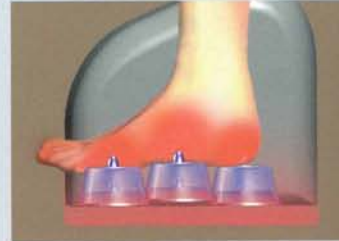


### Heating the soles

A heater makes soles nice and warm.


### Relax the feet tips, arches, and heels.

Equipped with three air bags for the sole. The bags are inflated independently to thoroughly relax the soles and promote blood circulation.

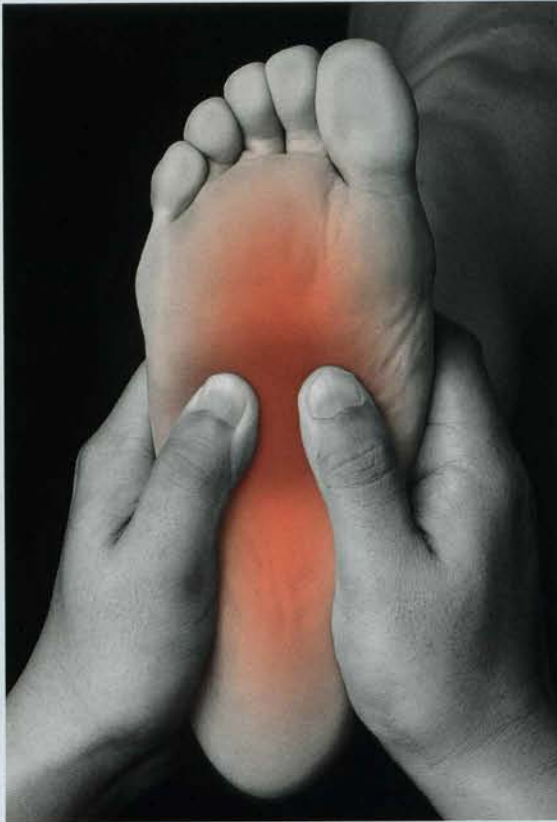


### Massages soles over a wide area

Feet are gripped from the inside and outside by two air bags, which are inflated alternately to provide thorough shiatsu.




Shiatsu of outer part of sole: Outer air bag is inflated. Shiatsu of central part of sole: Both air bags are inflated. Shiatsu of inner part of sole: Inner air bag is inflated.



## Massages calves, thighs, and buttocks too.

Calves are massaged by side air bags to promote blood circulation while back air bags with projections perform shiatsu. Thighs and buttocks are massaged with air bags, to comfortably relieve stiffness throughout the lower half of the body.



### Memory Function

### Automatic Course



### Manual Course

### Manual Course: Arm or thigh

You can select from 4 courses according to your body's condition how you feel that day.

## Whole body sensor Automatic Courses

(Approximately 15 to maximum 20 minutes.)



Pro skills

# Wrap around the desired area to massage your arm or thighs.

Air massage attachment for arms/thighs.



## 4 airbags promote circulation.

Just attach to the area you want to massage.

4 airbags built into the left, right, and upper area are alternately inflated to grip and massage, relieving fatigue. Air massage is included in each recommended course and arm or thigh manual courses.



On forearm



On upper arm



On thigh

## Professional Hand Massage System

Shoulder squeeze kneading



SHIATSU



Combi



Stroking



Z-Massage

(Sensor Auto and Auto courses only)



i-Tapping

(Sensor Auto and Auto courses only)



### Stiffness Course

Uses mainly realistic shiatsu, pressing slowly and deeply to relieve stiff muscles.



### Recovery Course

Uses mainly tapping and kneading to relieve muscle fatigue.



### Relax Course

Uses mainly stroking kneading and gentle tapping to gently stimulate the body.



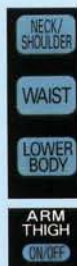
### Fine Course

Uses mainly shiatsu and tapping/kneading to increase blood circulation and concentratedly stimulate treatment points.



### Automatic Course

You can select the desired massage position from Neck & Shoulder course, Waist course, or Lower body course.



### Manual course

Wrap it around the desired position and select the desired course: Arm or thigh



### Manual Course

You can select the desired massage method.



### Repeat! button

Repeats the massage which was just performed.



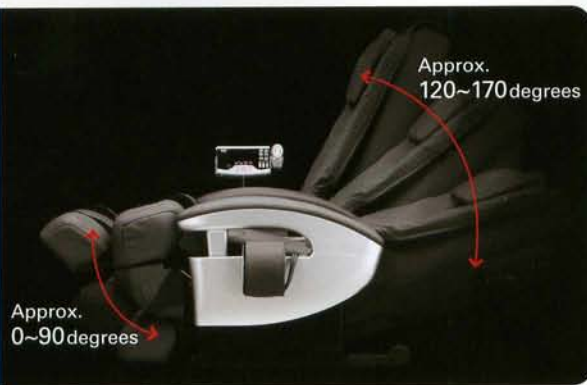
### Memory Function





## Electric fully automatic reclining

Back rest and foot rest can move together or independently, so you can adjust them to the desired angles.



## Easy-roll casters

You can easily move it when you want to.



## Easy to care for.

Just wipe off stains with a cloth.

